

Sliding Door Rail End Holder (Model: KGSD440)

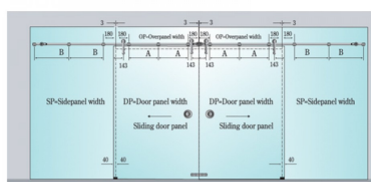
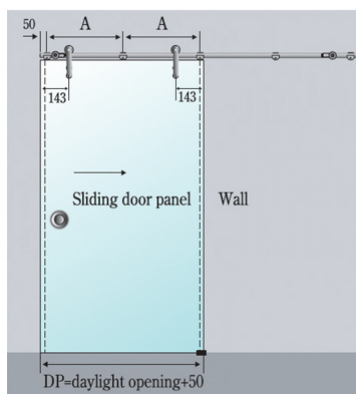


- For use with the 25mm wall tube (KGSD025).
- To join the tube to a wall.

Attributes:

Product Code: KGSD440

Unit Of Sale: Each



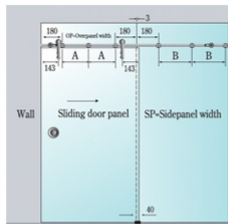

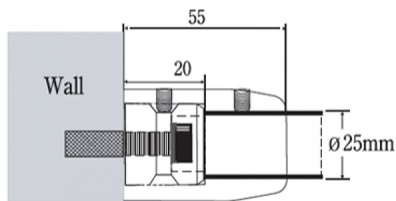
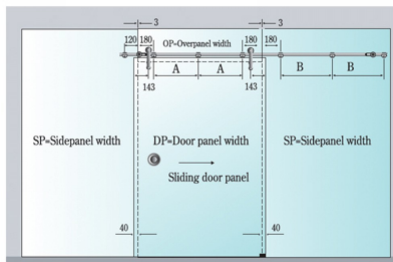
$$A=[OP-(180+180)]\div 2$$

$$B=[SP-(180+180)]\div 2$$

OP=Overpanel width

SP=Sidepanel width

DP=Door panel width



$$A = [OP - (180 + 180)] \div 2$$

$$B = [SP - (180 + 180)] \div 2$$

OP=Overpanel width

SP=Sidepanel width

DP=Door panel width